


ATC

OPEN CAR HAULER




WWW.ALUMINUMTRAILER.COM/OPENCARHAULER


PLACE YOUR RAMPS ANYWHERE, TIE DOWN ANYWHERE



optional third ramp pictured



The ATC Open Car Hauler was designed to haul your car, but it can be used for more than that. With the perimeter rail, you can move the ramps anywhere on the side and rear of the trailer, allowing you to side load toys like motorcycles and ATV's. Use the same side rail to strap your toys down, and you're good to go for a weekend trip. And three-wheeler owners can also purchase an additional third ramp. All three ramps can be stored in an easy to use compartment under the trailer.



AIR DAM/GRAVEL GUARD

The sleek looking ATC Air Dam/Gravel Guard protects your car from loose debris on the highway. The slight curvature makes it aerodynamic, the slim profile maximizes the deck space for your car and other cargo, and the mill finish gives it a clean look.



DETACHABLE WINCH PLATFORM

The ATC Open Car Hauler Detachable Winch Mount keeps your winch off the deck, maximizing space for your car and other cargo. The mount can easily be removed by pulling a pin, allowing you to store the winch away from snow, rain and theft. It's made of durable steel with a protective powder coat, and is rated for a 5000 lb capacity winch. You can also purchase a winch package that includes synthetic rope winch rated at 4000#.



TIRE RACK

The ATC Open Car Hauler Tire Rack is durable enough to handle the continual work load of an avid racer. The 2" x 2" tubal aluminum frame securely holds a full rack of race tires for a cross country trip to your favorite track. Wedge a partial load of tires to the side with the tire rack clamp, included with purchase of the rack.



SPARE TIRE

A spare tire for your trailer can be mounted on the tongue. If the space on the tongue is taken up by the tool box or winch, we can mount the spare tire underneath the deck of the trailer.

OPTIONS

WWW.ALUMINUMTRAILER.COM/OPENCARHAULER

SPECIFICATIONS	3500# Axles			5200# Axles		
	8.5' x 16'	8.5' x 18'	8.5' x 20'	8.5' x 16'	8.5' x 18'	8.5' x 20'
Overall Length	245"	267.5"	288.5"	245"	267.5"	288.5"
Overall Width	102"	102"	102"	102"	102"	102"
Overall Height	30.75"	30.75"	30.75"	30.75"	30.75"	30.75"
Fender Height Above Deck (Door Clearance)	7.75"	7.75"	7.75"	7.75"	7.75"	7.75"
Deck Length	193.75"	215"	237"	193.75"	215"	237"
Deck Width	82"	82"	82"	82"	82"	82"
Deck Height	23"	23"	23"	23"	23"	23"
Tongue Length To Center Of Ball	47.5"	47.5"	47.5"	47.5"	47.5"	47.5"
Ramp Width	14"	14"	14"	14"	14"	14"
Ramp Length	84"	84"	84"	84"	84"	84"
Axle Type	Dexter Torsion	Dexter Torsion	Dexter Torsion	Dexter Torsion	Dexter Torsion	Dexter Torsion
Axle Quantity	Tandem	Tandem	Tandem	Tandem	Tandem	Tandem
GVWR	7700#	7700#	7700#	9990#	9990#	9990#
Ramp Capacity	2000 lbs/ramp	2000 lbs/ramp	2000 lbs/ramp	2000 lbs/ramp	2000 lbs/ramp	2000 lbs/ramp
Brakes	4 Wheel Electric	4 Wheel Electric	4 Wheel Electric	4 Wheel Electric	4 Wheel Electric	4 Wheel Electric
Tire Size	205/75R15	205/75R15	205/75R15	225/75R15	225/75R15	225/75R15
Tire Load Range	C	C	C	C	C	C
Hitch Ball Size	2-5/16"	2-5/16"	2-5/16"	2-5/16"	2-5/16"	2-5/16"
Curb Weight - Estimated	1412 lbs	1462 lbs	1512 lbs	1472 lbs	1522 lbs	1572 lbs

STANDARD FEATURES

FRAME

FULL PERIMETER ALUMINUM FRAME
 ALL TUBE CONSTRUCTION
 BEAVERTAIL
 FLAT FRONT DESIGN
 6" TALL FRONT RAIL
 TORSION AXLES - EZ LUBE - WITH BRAKES
 ALUMINUM EXTERIOR FENDERS
 5000# ZINC TOP WIND JACK
 7-WAY PLUG
 2-5/16" COUPLER
 RADIAL ON GREY MOD

DECK

EXTRUDED ALUMINUM FLOOR
 (4) 5000# RECESSED FLOOR D-RINGS

EXTERIOR

(4) STEP/FENDER SUPPORTS W/ TRACTION TAPE
 (2) 84" RAMPS
 IN-FRAME LOCKING RAMP STORAGE
 TIE-DOWN RAIL
 LED CLEARANCE & BRAKE LIGHTS



* Information in this brochure was accurate at the time of print. It is subject to change.

ATC Trailers
 401 S. Williams St.
 P.O. Box 396
 Nappanee, IN 46550-0396
 Toll Free: 1-877-441-2440